

## Sub-unitized Premise MicroCore® 3.0 Base-12

Sub-unitized Premise MicroCore Cables are ideal for 12-144 fiber high performance premise installations where space is a premium. The round cross-sectional building blocks combine to provide a tight package, while enabling high density architecture. Each 12-fiber sub-unit consists of 250 μm colored fibers and aramid strength members enclosed by a high performance jacket. The sub-units are designed to be independently routed in FMS systems.

### Features

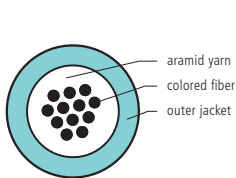
- High performance PVC or LSZH outer jackets available
- No preferential bend typically found in stacked ribbon designs
- Small diameter/superior bend performance
- Aramid tensile strength members within sub-units
- Sub-units are suitable for direct termination with round boot MTP

### Applications

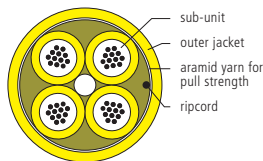
- In-building cable runs where space is a premium
- Trunk applications where flexibility and small required bend radius are needed to route cable.
- High density cable areas like Data Centers and Central Offices
- Lower cost cable runs where easy handling of tight buffered fibers not needed because cable will be spliced to factory terminated pigtailed
- Trunk cables where MTP can be directly terminated on subunits

### Cable Components

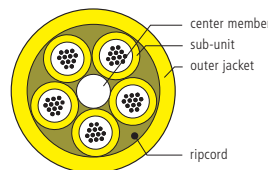
Key: Q=Plenum, E=LSZH



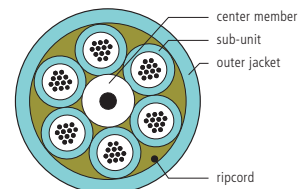
12 fiber sub-unit, Q E



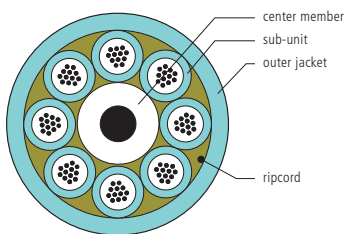
24, 36 and 48 fiber, Q E



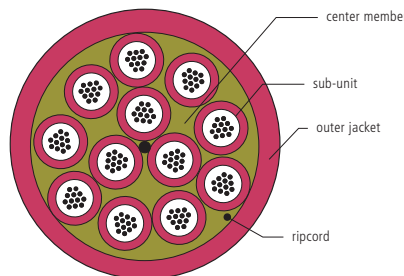
24-60 fiber



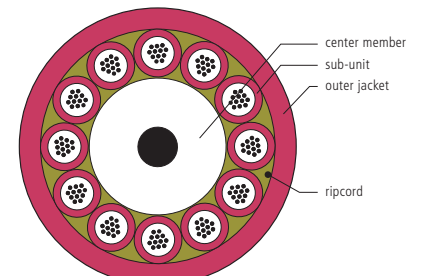
72 fiber, Q E



96 fiber, Q E



144-9 fiber, Q E



144 fiber



## Sub-unitized Premise MicroCore® 3.0 Base-12

### Mechanical Data

AFL NO.		FIBER COUNT	NOMINAL DIAMETER	WEIGHT	TENSION		BENDING RADIUS	
PLENUM	LSZH		inches (mm)	lbs/1000 ft (kg/km)	lbs (N)		inches (cm)	
					INSTALLATION	LONG TERM	INSTALLATION	LONG TERM
GQ024★301##B:C4C	GE024★301##B:C4C	24	0.38 (9.7)	54 (80)	150 (660)	45 (198)	5.7 (15.5)	3.8 (9.7)
GQ036★301##B:C4C	GE036★301##B:C4C	36	0.38 (9.7)	54 (80)	150 (660)	45 (198)	5.7 (15.5)	3.8 (9.7)
GQ048★301##B:C4C	GE048★301##B:C4C	48	0.38 (9.7)	54 (80)	150 (660)	45 (198)	5.7 (15.5)	3.8 (9.7)
GQ072★301##B:C6C	GE072★301##B:C6C	72	0.44 (11.1)	84 (125)	150 (660)	45 (198)	6.6 (16.8)	4.4 (11.1)
GQ096★301##B:C8C	GE096★301##B:C8C	96	0.52 (13.3)	118 (175)	150 (660)	45 (198)	7.8 (19.8)	5.2 (13.3)
GQ144★301##B:CCC	GE144★301##B:CCC	144	0.59 (14.9)	124 (185)	150 (660)	45 (198)	5.8 (14.9)	8.8 (22.4)

★ Fiber Types – Replace asterisk (★) in AFL number with number in the Fiber Specifications table below.

# Outer Jacket Color – Replace hashtag (#) in AFL number with number in the Cable Jacket Color table below.

### Fiber Specifications

CORE SIZE/FIBER TYPE	ISO/IEC	MAXIMUM ATTENUATION (dB/km)			OVERFILL LAUNCH MIN. BANDWIDTH (MHz•km)		EMB <sub>c</sub> (MHz•km)	GIGABIT ETHERNET MAX. LINK DISTANCE (meters)		10 GIGABIT ETHERNET MAX. LINK DISTANCE (meters)	
		850 nm	1300 nm	1550 nm	850 nm	1300 nm		850 nm	1300 nm	850 nm	1300 nm
(6) 62.5 Giga-Link™ 300	OM1	3.5	1.2	N/A	200	600	N/A	300	550	32	—
(5) 50 Giga-Link™ 600	OM2	3.5	1.5	N/A	500	500	N/A	600	600	82	—
(L) 50 Laser-Link 300	OM3	3.0	1.2	N/A	1,500	500	2,000	1,000	550	300	—
(C) 50 Laser-Link 550	OM4	3.0	1.2	N/A	3,500	500	4,700	1,040	550	550	—
(W) AFL Wideband Multimode	OM5	3.0	1.2	N/A	3,500	500	4,700	1,040	550	550	—
(9) Single-mode (ITU G.652.D/G.657.A1)	OS2	N/A	0.5	0.5	N/A	N/A	N/A	N/A	5,000	N/A	10,000

### Cable Jacket Color Options

1 - Blue	4 - Brown	7 - Red	A - Violet	K - Erika Violet (RAL 4003)
2 - Orange	5 - Slate	8 - Black	B - Rose	
3 - Green	6 - White	9 - Yellow	C - Aqua	

### Temperature Specifications

	LSZH AND PLENUM	RISER
<b>INSTALLATION</b>	0°C to +70°C	-10°C to +70°C
<b>OPERATION</b>	0°C to +70°C	-10°C to +70°C
<b>STORAGE</b>	-40°C to +70°C	-40°C to +70°C

### Qualifications

GOVERNING BODY	STANDARD CODE	COMPONENT
NFPA	262	Plenum Jacket
UL	1666	Riser Jacket
IEC	60754-2, 61034-2, 60332-3-24	LSZH/ONFR-LS Jacket
Telcordia	GR-409-CORE	Jacket
EIA/TIA	568-B3	Jacket
ICEA	S-83-596	Jacket
RoHS	2002/95/EC	Jacket

Contact AFL for further details.